

# PRESS-PAC® QUOTATION FORM



DATE: \_\_\_\_\_ QUOTE NO.: \_\_\_\_\_

SEND QUOTATION TO: \_\_\_\_\_

COPY TO.: \_\_\_\_\_

COMPANY: \_\_\_\_\_

ADDRESS: \_\_\_\_\_

PREPARED BY: \_\_\_\_\_

SALESMAN: \_\_\_\_\_ DATE QUOTE REQUIRED: \_\_\_\_\_

PRESS MANUFACTURE: \_\_\_\_\_ DATE OF MANUFACTURE: \_\_\_\_\_

PRESS MODEL NUMBER: \_\_\_\_\_

PRESS SERIAL NUMBER: \_\_\_\_\_

TYPE OF PRESS:(circle one)      SINGLE ACTION      DOUBLE ACTION      KNUCKLE JOINT      FORGING

WHERE IS THE DRIVE MOUNTED:(circle one)      TOP      BOTTOM

TONNAGE RATING:(specify U.S. or metric - inner slide) \_\_\_\_\_

RATED TONNAGE DISTANCE: (from bottom dead center) \_\_\_\_\_

STROKE OF SLIDE: (specify inches or millimeters - inner slide) \_\_\_\_\_

CONTINUOUS STROKES PER MINUTE:      PRESENT:      WANTED: \_\_\_\_\_

PRESS GEAR RATIO, IF KNOWN:      ORIGINAL:      CURRENT: \_\_\_\_\_

LENGTH OF CONNECTION IF KNOWN: (Pitman Arm) \_\_\_\_\_

OUTSIDE DIAMETER OF FLYWHEEL: (specify inches or millimeters) \_\_\_\_\_

OUTSIDE DIAMETER OF SHEAVE: (specify inches or millimeters) \_\_\_\_\_

RPM OF MAIN MOTOR:      @      CONTINUOUS STROKES PER MINUTE \_\_\_\_\_

HORSEPOWER OF MAIN MOTOR: \_\_\_\_\_

SELECT TYPE OF INSTALLATION BY ENTERING THE CORRECT NUMBER:(see next page for enlarged drawings) \_\_\_\_\_

## **ON FORGING PRESS "BRAKE ONLY" APPLICATIONS...**

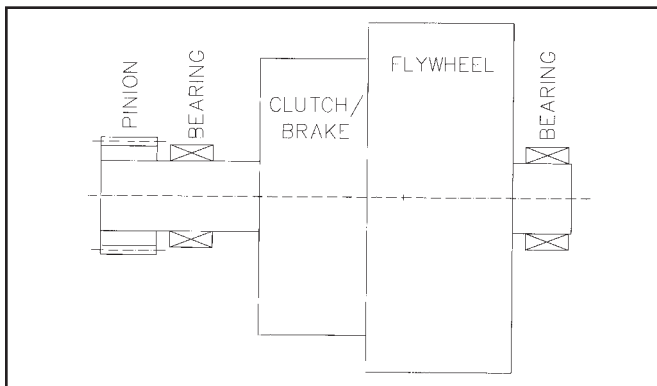
WHAT IS THE REFLECTED INERTIA AT THE CRANK SHAFT OF BACK SHAFT? \_\_\_\_\_

MIDWEST POWER UNIT BUILT TO OUR SPECS UNLESS OTHERWISE SPECIFIED BY CUSTOMER.

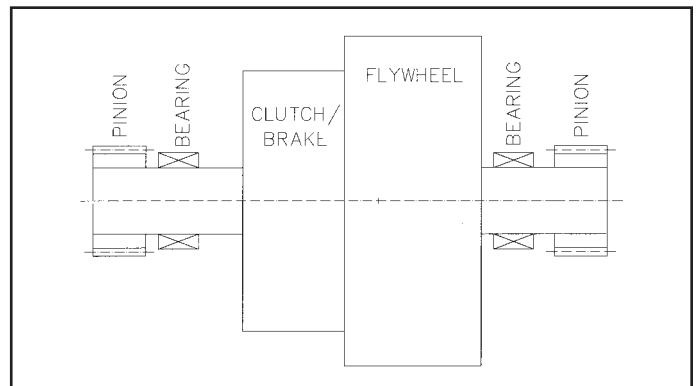
IF CUSTOMER SPECIFIED, GET REQUIRED INFORMATION.

INCLUDE SERVICE MANUAL DRAWING SHOWING DRIVESHAFT ARRANGEMENT, IF AVAILABLE

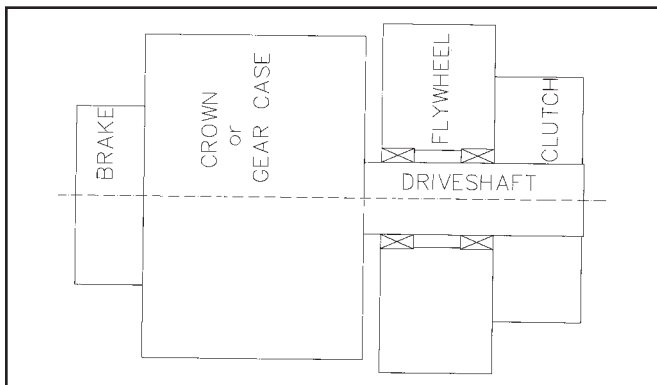
(IF NONE OF THESE APPLY INCLUDE SKETCH)



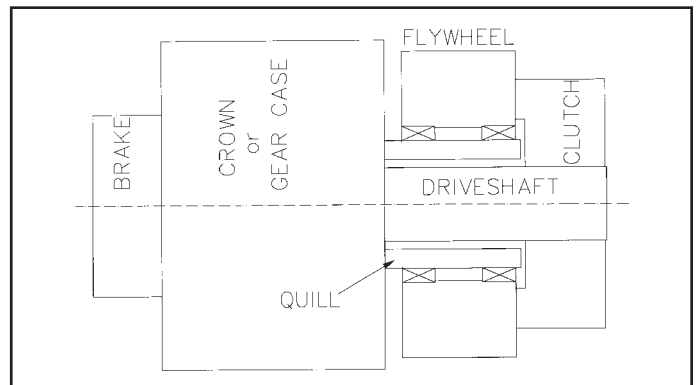
**FIGURE 1**



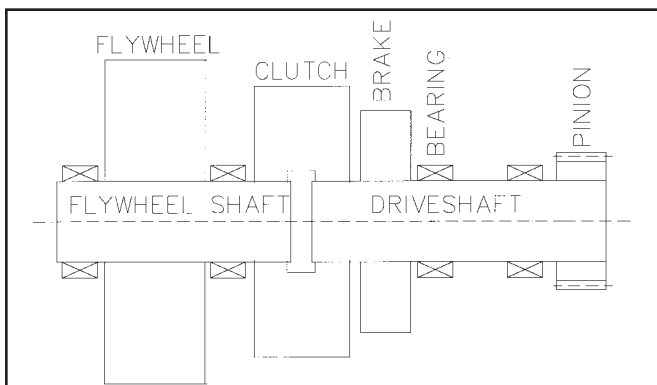
**FIGURE 2**



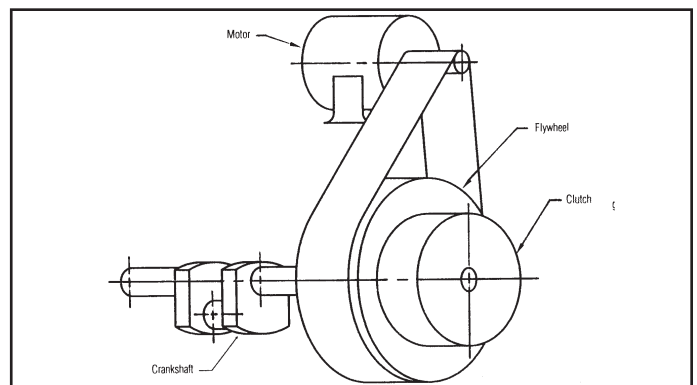
**FIGURE 3**



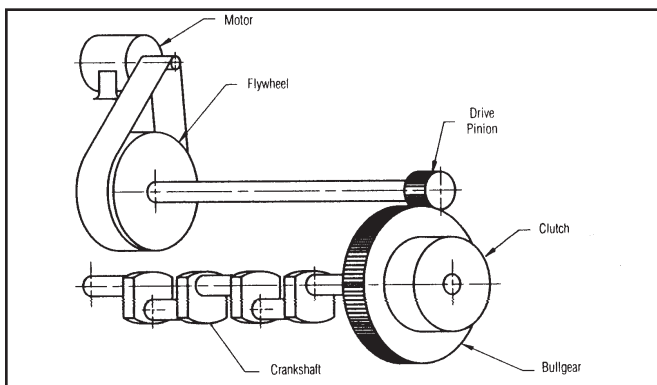
**FIGURE 4**



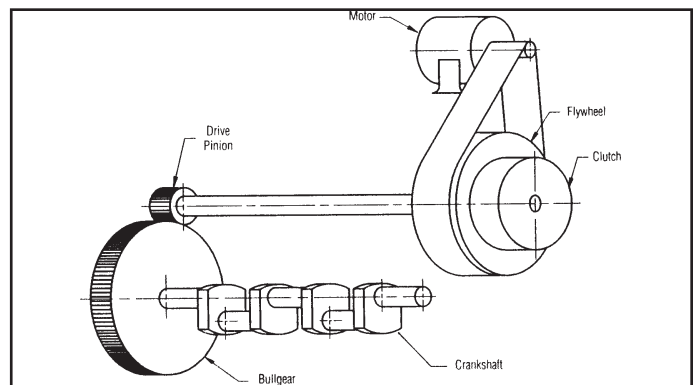
**FIGURE 5**



**FORGING 1**



**FORGING 2**



**FORGING 3**